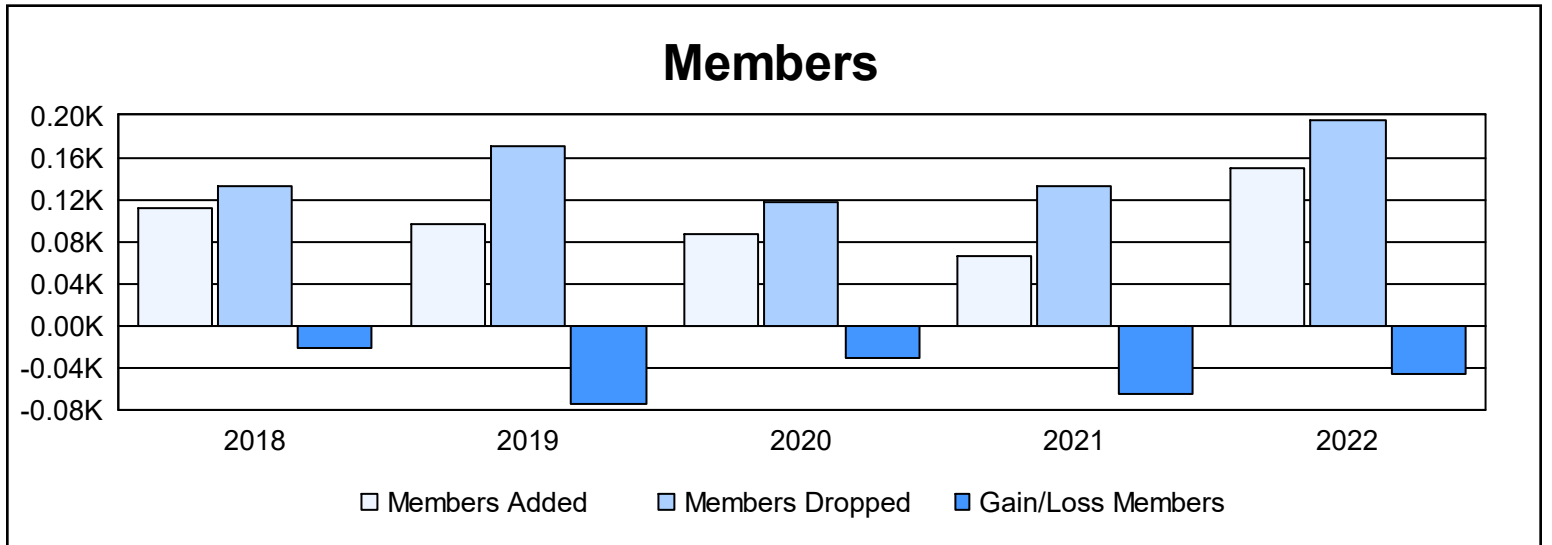
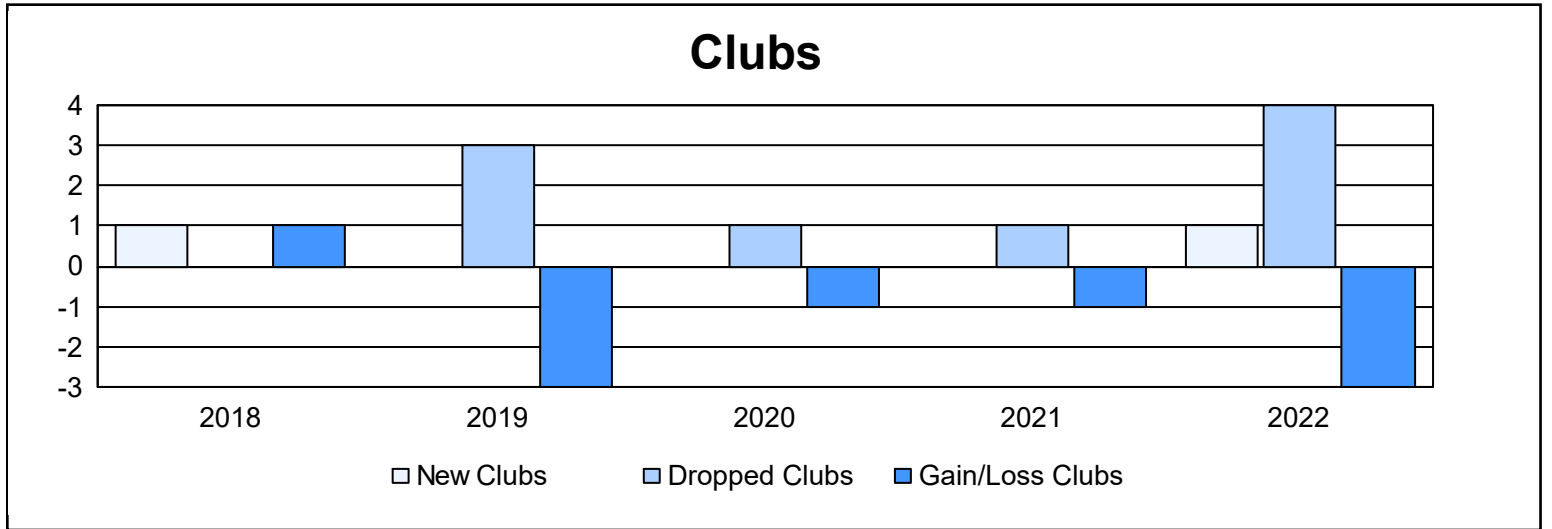
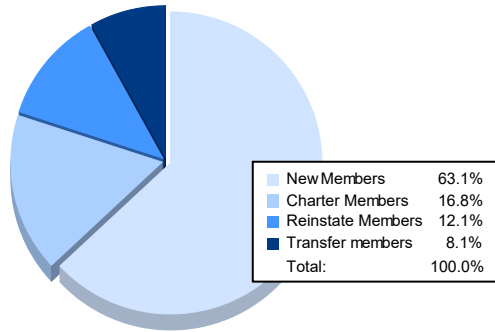


Year	New Clubs	Dropped Clubs	Gain/ Loss Clubs	New Members	Charter Members	Reinstate Members	Transfer Members	Total Member Added	Total Members Dropped	Gain/ Loss Members
2017-2018	1	0	1	76	25	5	5	111	132	-21
2018-2019	0	3	-3	79	4	8	6	97	171	-74
2019-2020	0	1	-1	75	1	3	7	86	117	-31
2020-2021	0	1	-1	60	0	2	4	66	132	-66
2021-2022	1	4	-3	94	25	18	12	149	196	-47
<b>Average</b>	<b>0</b>	<b>2</b>	<b>-1</b>	<b>77</b>	<b>11</b>	<b>7</b>	<b>7</b>	<b>102</b>	<b>150</b>	<b>-48</b>



### Membership Composition June 2022 Cumulative



### Gender Composition June 2022 Cumulative

